

Generation of Homogeneous (sp³-C₁)-Bridged Cp/Amido and Cp/Phosphido Group 4 Metal Ziegler–Natta Catalyst Systems

Klaus Kunz, Gerhard Erker,* Steve Döring, Roland Fröhlich,[‡] and Gerald Kehr

Organisch-Chemisches Institut, Universität Münster
Corrensstrasse 40, D-48149 Münster, Germany

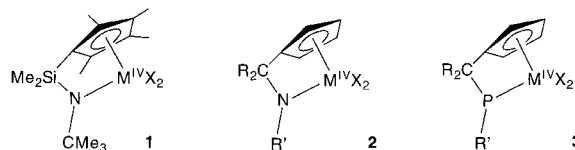
Received August 9, 2000

The silylene-bridged Cp/amido group 4 metal complexes have played an important role in the development of homogeneous Ziegler–Natta catalysis. Such “constrained geometry” catalysts, derived from e.g. **1** (M^{IV}X₂ = ZrCl₂ or TiCl₂) have been of great interest because of their polymerization and, especially, copolymerization behavior of α-olefins and other reactive alkenes.¹ Cp/amido ligands with larger bridging moieties have been described,² but it is remarkable that the corresponding chemistry of the methylene- and alkylidene-(sp³-C₁)-bridged Cp/amido systems (**2**) appears not at all developed.³ We here wish to disclose two rather simple and straightforward synthetic routes to such systems (**2**) and their Cp/phosphido relatives (**3**) and describe first examples of their use in homogeneous Ziegler–Natta catalysis (Chart 1).

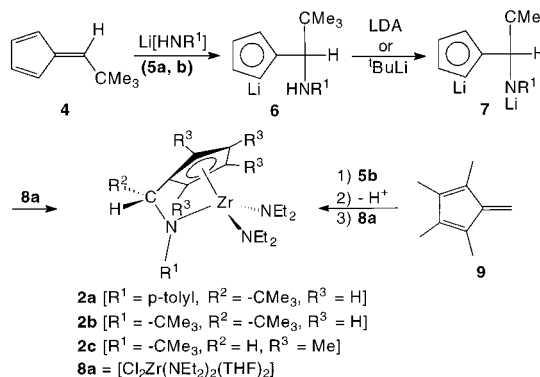
The first route starts with a “non-enolizable” fulvene, such as 6-*tert*-butylfulvene (**4**).⁴ Addition of, for example, lithium 4-methylanilide (**5a**) yields the functionalized lithium cyclopentadienide **6a**. Subsequent deprotonation (LDA) gave the dianionic sp³-C₁-bridged “constrained geometry” ligand **7a**. Analogous treatment of the fulvene **4** with lithium *tert*-butylamide (**5b**) followed by deprotonation with *tert*-butyllithium gave **7b**. Transmetalation to zirconium employing the [Cl₂Zr(NEt₂)₂(THF)₂] reagent (**8a**)^{5a} proceeded without problems to yield the complexes **2a** (66%) and **2b** (71%), respectively. Due to the chiral bridge each of these complexes exhibits four diastereotopic ¹H NMR Cp methine resonances [**2a**: δ 6.38, 5.93 (α-CH), 6.10, 6.07 (β-CH)] and pairs of diastereotopic –N(CH₂^{AB})– signals [**2a**: δ 3.31, 3.28, 3.19, 3.08].⁶

The related sp³-C₁-bridged Cp/amido metal complex analogue **2c** (“Cp*₁N”ZrX₂) of the silylene-bridged (“Cp*₁Si₁N”ZrX₂)

Chart 1



Scheme 1



“constrained geometry” system **1** was obtained by treatment of tetramethylfulvene **9**⁷ with Li[HN(CMe₃)] (**5b**) followed by deprotonation with *tert*-butyllithium and transmetalation to Zr to give [Cp*–CH₂–N(CMe₃)]Zr(NEt₂)₂ (**2c**) in 66% yield [¹H/¹³C NMR: δ 4.34/68.6 (Cp*CH₂N)]⁶ (Scheme 1).

Our second route to “CpC₁N” systems starts with “non-enolizable” 6-aminofulvenes, such as **10**.^{8a} Treatment of 6-dimethylaminofulvene (**10**) with lithium anilide **5c** results in an addition/elimination sequence to cleanly yield the formimino-substituted Cp-anion system **11** (isolated as a THF adduct in 91% yield).^{8b} Addition of *p*-tolyllithium yields the “dianionic” ligand system isolated as the dilithio compound **12** (94%). Subsequent transmetalation by treatment with [Cl₂Zr(NEt₂)₂(THF)₂] (**8a**) then gave the “CpC₁N”ZrX₂ system **2d** [75% isolated, ¹H NMR: δ 6.03 (*μ*-sp³-CH), Cp signals at δ 6.14, 5.90 (α-CH), 6.00, 5.96 (β-CH), four diastereotopic Zr–NCH₂^{AB} resonances at δ 3.38, 3.37, 3.28, and 3.16].

The reagent **11** adds 1 equiv of methyl lithium to yield the “CpC₁N”Li₂ reagent **13** (96%), which was transmetalated by treatment with [Cl₂Ti(NMe₂)₂] (**8b**)^{5b} to give the “CpC₁N”Ti(NMe₂)₂ complex **2e** (69% isolated). Single crystals of **2e** that were suited for an X-ray crystal structure analysis⁹ were obtained from dichloromethane at –20 °C during several days (Scheme 2).

In the crystal complex **2e** exhibits a close to tetrahedral coordination geometry of the central titanium atom. The fused cyclopentadienide ligand is η⁵-coordinated, exhibiting a slightly unsymmetrical array of Ti–C bonds, with Ti–C1 (2.266(2) Å) being slightly shorter than the Ti–C2/C5 (2.314(2), 2.351(2) Å) and Ti–C3/C4 bonds (2.402(2), 2.424(2) Å). The C1–C6 vector (1.505(2) Å) forms an angle of 155.3° with the Cp-plane (Cp–

(6) Typical example: **2c**: 290 mg (66%) of **2c** isolated as a colorless oil. Anal. Calcd for C₂₃H₄₃N₃Zr (440.8): C, 59.95; H, 9.83; N, 9.53. Found: C, 59.10; H, 10.54; N, 9.67. ¹H NMR (THF-*d*₈, 200 MHz): δ 4.34 (s, 2H, CH₂), 3.5–3.2 (m, 8H, NCH₂CH₃), 2.08, 2.06 (s, each 6H, CpCH₃), 1.15 (s, 9H, CMe₃), 0.97 (t, 12H, NCH₂CH₃). ¹³C NMR (THF-*d*₈, 150 MHz): δ 119.5 (ipso-C), 68.6 (CH₂), 55.6/29.4 (CMe₃), 43.5/15.2 (NCH₂CH₃), 11.2/10.5 (CpCH₃).

(7) (a) Hashimoto, H.; Tobita, H.; Ogino, H. *Organometallics* **1993**, *12*, 2182–2187. See also: Döring, S.; Erker, G. *Synthesis* **2001**, 43–45. (b) Heidemann, T.; Jutzki, P. *Synthesis* **1994**, 777–778.

(8) (a) Hafner, K.; Schulz, G.; Wagner, K. *Liebigs Ann. Chem.* **1964**, 678, 39–53. See also: Hafner, K.; Vöpel, K. H.; Ploss, G.; König, C. *Org. Synth.* **1967**, *47*, 52–54. (b) Kunz, K.; Erker, G.; Kehr, G.; Fröhlich, R. *Organometallics* **2001**, *20*, 392–400.

(9) For details, see the Supporting Information.

* Author for correspondence. E-mail: erker@uni-muenster.de.

[‡] X-ray crystal structure analysis.

(1) Reviews: McKnight, A. L.; Waymouth, R. M. *Chem. Rev.* **1998**, *98*, 2587–2598. Okuda, J.; Eberle, T. Half-Sandwich Complexes as Metallocene Analogues. In *Metallocenes: Synthesis, Reactivity, Applications*; Togni, A., Haltermann, R. L., Eds.; Wiley-VCH: Weinheim, 1998; Vol. 1, pp 415–453.

(2) (a) Diaz, H. V. R.; Wang, Z.; Bott, S. G. *J. Organomet. Chem.* **1996**, *508*, 91–99. Enders, M.; Rudolph, R.; Pritzkow, H. *J. Organomet. Chem.* **1997**, *459*, 251–256. Sinnema, P.-J.; van der Veen, L.; Spek, A. L.; Veldman, N.; Teuben, J. H. *Organometallics* **1997**, *16*, 4245–4247. Witte, P. T.; Meetsma, A.; Hessen, B.; Budzelaar, P. H. M. *J. Am. Chem. Soc.* **1997**, *119*, 10561–10562. Gomes, P. T.; Green, M. L. H.; Martins, A. M. *J. Organomet. Chem.* **1998**, *551*, 133–138. (b) Rieger, B. *J. Organomet. Chem.* **1991**, *420*, C17–C20. Christie, S. D. R.; Man, K. W.; Whitby, R. J.; Slawin, A. M. Z. *Organometallics* **1999**, *18*, 348–359. (c) For sp²-C₁-bridged analogues see: Duda, L.; Erker, G.; Fröhlich, R.; Zippel, F. *Eur. J. Inorg. Chem.* **1998**, 1153–1162. Bertuleit, A.; Könemann, M.; Duda, L.; Erker, G.; Fröhlich, R. *Top. Catal.* **1999**, *7*, 37–44.

(3) Könemann, M.; Erker, G.; Fröhlich, R.; Würthwein, E.-U. *J. Am. Chem. Soc.* **1997**, *119*, 11155–11164.

(4) (a) Stone, K. L.; Little, R. D. *J. Org. Chem.* **1984**, *49*, 1849–1853. (b) For Cp-anion syntheses by nucleophilic addition to fulvenes see, e.g.: Ziegler, K.; Schäfer, W. *Liebigs Ann. Chem.* **1934**, *511*, 101–109. Ziegler, K.; Gellert, H.-G.; Martin, H.; Nagel, K.; Schneider, J. *Liebigs Ann. Chem.* **1954**, 589, 91–121. Sullivan, M. F.; Little, W. F. *J. Organomet. Chem.* **1967**, *8*, 277–285. Renaut, P.; Tainturier, G.; Gautheron, B. *J. Organomet. Chem.* **1978**, *148*, 35–42.

(5) (a) Kempe, P.; Brenner, S.; Arndt, P. Z. *Anorg. Allg. Chem.* **1995**, 621, 2021–2024. (b) Benzing, E.; Kornicker, W. *Chem. Ber.* **1961**, *94*, 2263–2267.

Scheme 2

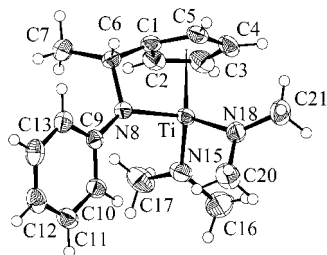
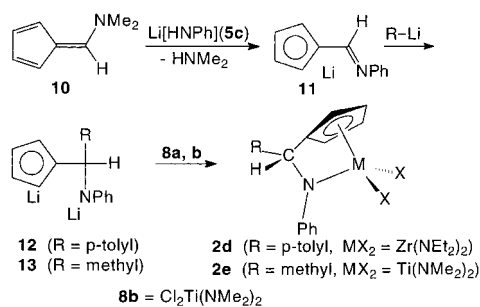
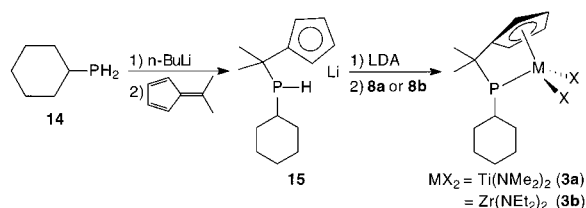


Figure 1. Molecular structure of **2e**. Selected bond lengths (Å) and angles (deg): C1–C2 1.413(2), C2–C3 1.394(3), C3–C4 1.400(3), C4–C5 1.399(3), C1–C5 1.407(2), C6–C7 1.517(2), N8–C9 1.387(2), N15–C16 1.449(3), N15–C17 1.449(3), N18–C19 1.445(2), N18–C20 1.452(2), C1–C6–N8 99.1(1), C1–C6–C7 112.8(1), C6–N8–Ti 104.3(1), C6–N8–C9 119.1(1), C9–N8–Ti 136.2(1), N8–Ti–N15 105.8(1), N8–Ti–N18 112.8(1), N15–Ti–N18 102.3(1).

Scheme 3



(centroid)–C1–C6). The C1–C6–N8 angle amounts to 99.1(1)°, and the adjacent C6–N8 bond length is 1.476(2) Å. The N8–Ti distance is found at 2.006(1) Å, which is markedly longer than the adjacent Ti–N15 (1.911(2) Å) and Ti–N18 (1.898(1) Å) bonds. The observed lengthening of the Ti–N8 bond may indicate some increased constraint of the “CpC₁N”Ti framework of **2e**, which is also reflected by the markedly reduced N8–Ti–Cp-(centroid) angle of 95.6° relative to that of the “CpSi₁N”M^{IV} frameworks of the otherwise closely related complexes [Cp*–SiMe₂–N(CMe₃)₂]Zr(NMe₂)₂ at 100.2° or [Cp–SiMe₂–N(CMe₃)₂]–Ti(NMe₂)₂ at 105.5°¹⁰ (Figure 1).

The analogous alkylidene-bridged Cp/phosphido (“CpC₁P”) constrained geometry Ti and Zr systems **3** were prepared starting by deprotonation of cyclohexylphosphine, followed by the addition to 6,6-dimethylfulvene to yield **15** (accompanied by ~20% of the 2-propenyl-CpLi deprotonation product).^{7b,11} Subsequent deprotonation of **15** with LDA followed by transmetalation using **8a** or **8b** gave good yields of the “CpC₁P”MX₂ complexes **3b** (Zr, 72%) and **3a** (Ti, 62%)¹² (Scheme 3).

The “CpC₁N”M^{IV}(NR₂)₂ and “CpC₁P”M^{IV}(NR₂)₂ complexes **2** and **3** gave active homogeneous Ziegler–Natta catalysts when treated with excess methylalumoxane. Ethene polymerization activities with the new catalyst systems depended on the specific

Table 1. Selected Alkene Polymerization Reactions That Were Carried Out with “CpC₁N”MX₂ and “CpC₁P”MX₂/MAO Ziegler–Natta Catalysts^a

complex	M	mg[cat] ^b	g polymer	ethene/octene ^c	act ^d
ethene polymerization (60 °C):					
1a ^e	Zr	17.1	2.4	-	29
2a	Zr	20.0	1.1	-	13
1b ^e	Zr	20.0	4.9	-	53
2b	Zr	21.5	6.3 ^g	-	101
3a	Ti	21.0	13.5	-	114
3b	Zr	21.0	21.0 ^h	-	910
ethene/1-octene copolymerization (90 °C):					
3a	Ti	16.0	0.5 ^{i,j}	5:1	22
2b	Zr	20.0	3.3	4:1	37
2c	Zr	19.0	4.2	13:1	47
1a ^e	Zr	18.0	28.8 ^k	4:1	660
1b ^e	Zr	20.0	10.3 ^{i,j}	3:1	420
3b	Zr	21.0	51.5 ^{i,j}	6:1	2240

^a Ethene polymerizations carried out in toluene at 60 °C, copolymerizations in toluene/1-octene (1:1) at 90 °C/1 h, 2 bar ethene unless indicated; Al:Zr ≈ 700. ^b mg zirconium or titanium complex. ^c Component ratio in the obtained copolymer determined by ¹³C NMR analysis. ^d In g polymer/mmol [Zr] or [Ti]·h·bar. ^e “Cp*Si₁N”ZrCl₂ (**1a**) and “Cp*Si₁N”Zr(NMe₂)₂ (**1b**) used for a comparison. ^f At 1 bar ethene pressure. ^g Reaction time: 40 min. ^h Reaction time: 15 min. ⁱ Reaction time: 30 min. ^j Reaction time: 45 min.

NR/PR group, but were often found to be higher as compared to the conventional “Cp*Si₁N”Zr-derived catalysts under comparable laboratory conditions. Especially the new sp³-C₁-bridged Cp/phosphidozirconium systems show increased polymerization activities (see Table 1). The new systems also form active catalysts for ethene/1-octene copolymerization. At 90 °C a considerable uptake of the linear 1-alkene was observed (up to ~20% 1-octene found incorporated in the copolymer under the applied nonoptimized conditions; see Table 1) leading to long-chain-branched polymer structures.^{1c,13} Again, the “CpC₁P”Zr-derived catalyst system is remarkably active also in ethene/1-octene copolymerization, relative to the conventional reference systems **1b** and **1a**/MAO under comparable conditions.

This study shows that the “CpC₁N”M^{IV}X₂ carbon relatives (**2**) and their “CpC₁P”M^{IV}X₂ analogues (**3**) of the well established “Cp*Si₁N”M^{IV}X₂ “constrained geometry” Cp/amido systems (**1**)^{1c} are readily available in good yields by means of rather straightforward synthetic routes. These new complexes serve as suitable components for the generation of active new Ziegler–Natta catalyst systems that show an interesting potential in CC-bond forming catalysis. The application-profile of the new “CpC₁N” and “CpC₁P” metal catalysts is currently explored in our laboratory.

Acknowledgment. Financial support from the Fonds der Chemischen Industrie and the Deutsche Forschungsgemeinschaft is gratefully acknowledged.

Supporting Information Available: Spectroscopic data of the new compounds, including ¹³C NMR spectra of the obtained copolymers, and details of the X-ray crystal structure analysis of complex **2e** (PDF). This material is available free of charge via the Internet at <http://pubs.acs.org>.

JA0029634

(12) **3b**: 312 mg (72%) isolated as a red oil. Anal. Calcd for C₂₂H₄₁N₂PZr (455.8): C, 57.98; H, 9.07. Found: C, 58.27; H, 8.61%. ¹H NMR (toluene-*d*₈, 600 MHz, 298 K): δ 5.92, 5.47 (m, each 2 H, β- and α-H of Cp), 3.26, 3.15 (m, each 8 H, NCH₂), 1.62 (d, ³J_{PH} = 10 Hz, CMe₂), 1.99–1.23 (m, 11 H, C₆H₁₁), 0.93 (t, ³J = 6.0 Hz, 12 H, NCH₂CH₃). ¹³C NMR (toluene-*d*₈, 150 MHz, 298 K): δ 124.0 (ipso-C of Cp), 108.1 (β-CH of Cp), 106.4 (²J_{PC} = 3.6 Hz, α-CH of Cp), 42.5 (³J_{PC} ≤ 2 Hz, NCH₂), 33.2 (CMe₂), 30.9 (²J_{PC} = 13 Hz, C(CH₃)₂), 35.6 (¹J_{PC} = 38 Hz, CH of C₆H₁₁), 36.0 (²J_{PC} = 16 Hz), 27.6 (³J_{PC} = 11 Hz), 26.9 (CH₂ of C₆H₁₁), 16.1 (NCH₂CH₃). ³¹P NMR (toluene-*d*₈, 81 MHz, 298 K): δ –11.5.

(13) Wang, W.-J.; Kolodka, E.; Zhu, S.; Hamielec, A. E. *J. Polym. Sci., Part A: Polym. Chem.* **1999**, *37*, 2949–2957. Liu, W.; Ray III, D. G.; Rinaldi, P. L. *Macromolecules* **1999**, *32*, 3817–3819.

(10) Carpenetti, D. W.; Kloppenburg, L.; Kupec, J. T.; Petersen, J. L. *Organometallics* **1996**, *15*, 1572–1581.

(11) For metal complexes containing monoanionic Cp-CMe₂-PHR- ligands see: Koch, T.; Blaurock, S.; Somoza, F. B., Jr.; Voigt, A.; Kirmse, R.; Hey-Hawkins, E. *Organometallics* **2000**, *19*, 2556–2563.